

The single-phase hopper loaders of the VLM series are designed to automatically convey plastic granules to processing machines, drying hoppers and dosing units.

Single-phase hopper loaders are equipped with a built-in suction unit.

Suction capacity of up to 600 kg/h over distances of up to 15 m. Its control unit with a microprocessor board and keypad allows the operator to easily program and control the machine.



#### TECHNICAL SPECIFICATIONS:


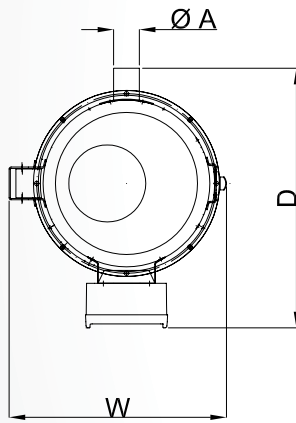
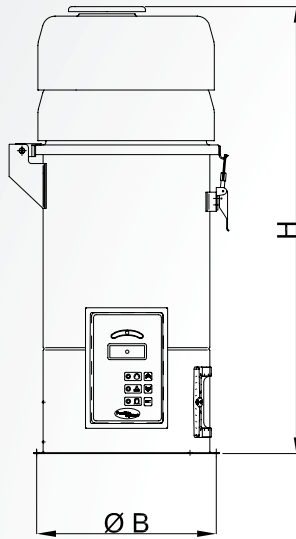
- 900W two-stage blower (1800W brushless blower for VLM25).
- Automatic filter cleaning with compressed air.
- Inspection door with a stainless-steel filter for venting.
- Control unit with keypad and LED digital display to view operating status and alarms.
- Built-in double cover that divides the engine compartment from the blower ensuring better operation.
- Aluminium fixing ring for a 360° installation.
- Suction probe and pipe are included.

#### ACCESSORIES:

- Proportioning valve PVN with settable percentages.
- Sound alarm.
- Pyrex mini-hoppers for immediate installation on a machine.

#### ADDED VALUE:

- EASY TO USE.
- LOW MAINTENANCE.
- SAFE AND RELIABLE.
- FAST INSTALLATION.



Two-stage blower



Easy to service

TECHNICAL DATA		VLM2	VLM4	VLM5	VLM10	VLM25
Suction capacity	kg/h	40	60	120	180	500
Maximum distance	m	3	3	10	10	15
Loader volume	l	2	4	5	10	25
Vacuum	KPa	18	18	21	21	21
Noise level	dB(A)	<80	<80	<80	<80	<80
Motor power	kW	0.85	0.85	0.9	0.9	1.8
Voltage/Frequency	V/Hz	230/50-60	230/50-60	230/50-60	230/50-60	230/50-60
Material inlet A	mm	40	40	40	40	50/60
Centre-to-centre distance B	mm	210	210	280	280	280
Dimensions WxDxH	mm	270x330x430	270x330x530	335x410x550	339x410x700	443x404x911
Weight	kg	7	8	10	12	30